More Useful Featires

Function Expansion

More flash memory, more functions, easier configuration, more expandable

Wireless Function Upgrade

Firmware upgrade, more functions, no need to connect a cable, more stable

BOOT

One-click BOOT entry, no need to connect a cable, one-click operation

BEC

Support external BEC power supply, can supply power to receivers and other accessories

Buzzer Mute Switch

Disable the buzzer during debugging, one-click mute

Precise Current Meter

Supports current sensing up to 10A, high-precision current collection





尺寸

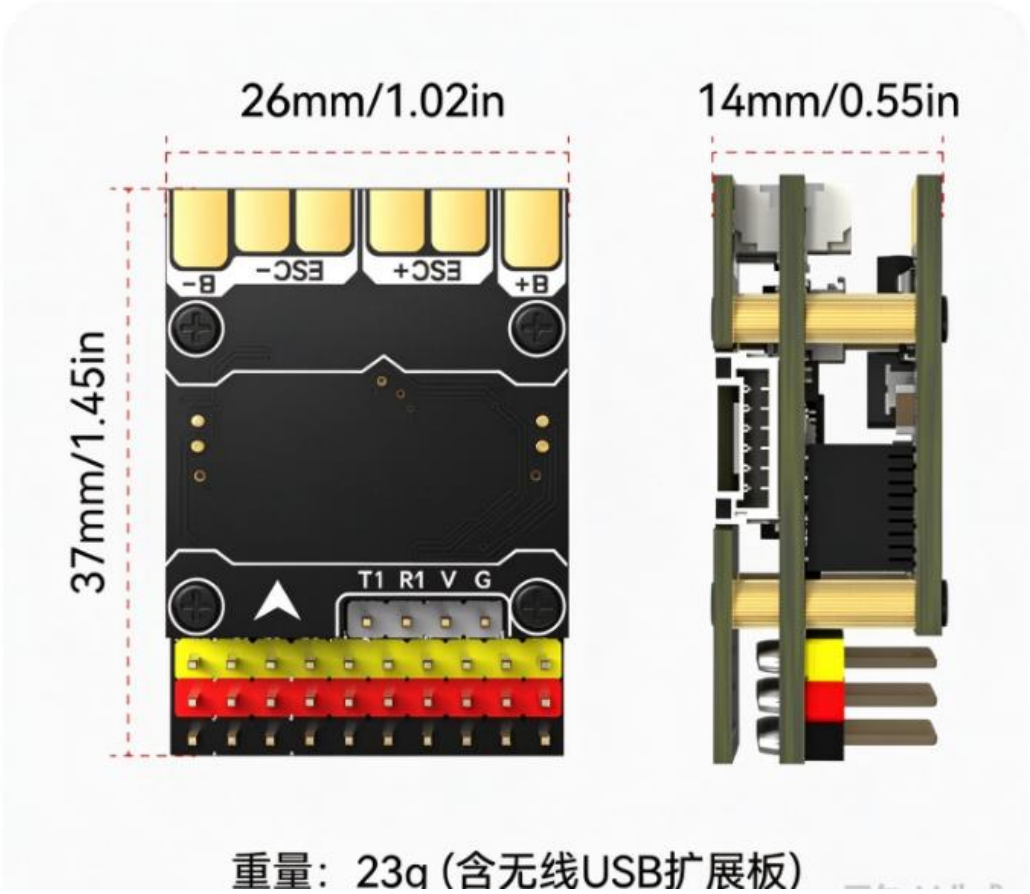

重量：23g（含无线USB扩展板）

Package Contents



F405 WING MINI
PDB x1



F405 WING MINI
Flight Controller x1



F405 WING MINI
Bluetooth USB Adapter x1



F405 WING MINI
Protective Case x5



F405 WING MINI
Protective Case x5



90 Degree Pin
PWM Header (3x10) x1



Straight Pin (1x3) x3



M2x6.5 双通铜螺柱 x5



M2x3.5 Copper Column x10



ELRS Antenna (1x4) x1



M2x3 Single-pas (1x4) x1



Capacitor x1



1 USB Extension Cable (150mm)
2 VTX Cable (300mm)
3 GPS Cable (300mm)
4 DJI Cable (300mm)
5 CAM Cable (300mm)
6 Spektrum PPM Cable (150mm)

SpeedyBee F405 WING MINI

Parameter Table

1. Flight Controller

Parameter	Value
Product Name	SpeedyBee F405 WING MINI Flight Controller
MCU	STM32F405, 168 MHz, 1 MB Flash
IMU (Gyroscope & Accelerometer)	ICM-42688-P
Barometer	SPL06-001
OSD Chip	AT7456E
Blackbox	MicroSD Card Slot (Requires FAT32 formatting)
UART Ports	6x UARTs (UART1, UART2, UART3, UART4, UART5, UART6) UART6 is connected to the Wireless USB Extension Board.
I2C Port	1x
ADC Port	4x
PWM Ports	12x (9x pin headers + 2x solder pads + 1x LED pad)
ELRS / CRSF Receiver	Supported, connected to UART1
SBUS Input	Onboard SBUS inversion circuit (UART2-RX)
FC Status LEDs	3x LEDs (Blue / Green FC LEDs and 3.3 V Power LED)
Analog RSSI	Supported, marked as RS pad
Dual Camera Switching (Analog Camera)	Camera C1/C2 signal input can be switched via INAV's USER2 function. Default is C1 camera input. Both cameras must support the same PAL or NTSC format.
Supported Firmware	INAV (Default factory setting)
Weight	5.6 g

2. PDB Board

Parameter	Value
Product Name	SpeedyBee F405 WING MINI PDB Board
Input Voltage	7 ~ 36 V (2 ~ 6S LiPo)
Voltage Detection	Connected to FC VBAT, ratio 1K : 10K

Parameter	Value
Current Detection	Continuous 80 A, Peak 150 A, connected to FC Current
TVS Spike Suppression Diode	Yes
FC BEC	DC 5.2 V ± 0.1 V, Continuous 2 A, Peak 3 A
VTX and Camera Power Supply	The VTX power supply interface 'Vv' can switch between two modes: - Direct battery power (default). - Built-in 5 V BEC (selectable via solder pad jumper). Please choose the voltage according to the input range of the VTX and camera.
Servo BEC	DC 5 V ± 0.1 V, Continuous 4 A, Peak 5 A. Adjustable to 5 V / 6 V via solder pad jumper.
Weight	5.5 g

3. Wireless USB Extension Board

Parameter	Value
Product Name	SpeedyBee F405 WING MINI Wireless USB Extension Board
Wireless Tuning	Long press the BOOT button for 6 seconds to switch modes. - Ensure the MSP switch on UART 6 is ON, and set the baud rate to 115200. - Bluetooth BLE mode: low-power Bluetooth, connects to the SpeedyBee APP. - Wi-Fi (Access Point) mode: connects to the SpeedyBee APP. Wi-Fi Name: Speedybee eFLY-WIFI Default Password: 88888888 - Wireless RF Off.
USB Port Type	Type-C (Supports fast charging cable)
Buzzer	5 V Active Buzzer
Weight	3.2 g